




SUBARU

Industrial Power Products

▶ Portable Full-Trash Pumps

High performance pumps designed for heavy-duty use on construction sites. Suitable for water containing solids up to 30mm diameter.



PTX401T
4"(100mm)

PTX301T
3"(75mm)

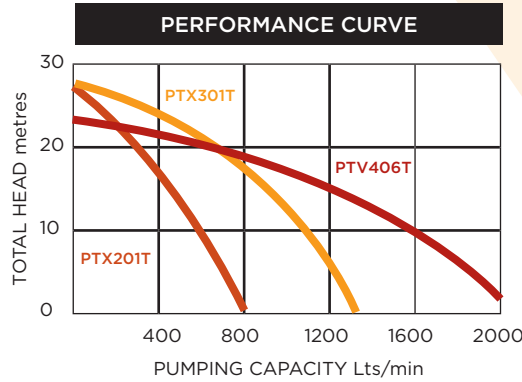
PTX201T
2"(50mm)

- ▶ SUBARU EX ENGINE
- ▶ COMPACT & LIGHTWEIGHT
- ▶ EASY-TO-MAINTAIN
- ▶ HEAVY-DUTY
- ▶ SELF PRIMING
- ▶ STURDY ROLL BAR FRAME

▶ Portable Full-Trash Pumps

FEATURES:

- Subaru EX engine
- Compact & lightweight
- Easy-to-maintain
- Heavy-duty
- Sturdy roll bar frame



SPECIFICATIONS:

MODEL	WEIGHT	DIMENSIONS L x W x H	MAX FLOW	TOTAL HEAD	ENGINE
PTX201T 2"(50mm)	34.5Kg	570 x 436 x 397mm	750 L/min	27m	4-Stroke SUBARU EX17 6.0hp
PTX301T 3"(75mm)	48.5Kg	672 x 484 x 610mm	1300 L/min	28m	4-Stroke SUBARU EX27 9.0hp
PTX401T 4"(100mm)	45Kg	660 x 420 x 510mm	2000 L/min	23m	4-Stroke SUBARU EX35 12.0hp

ACCESSORIES

Suction & layflat hose, 'Camlock' fittings, PVC strainer and hose couplings.




PRODUCT RANGE:



SUBMERSIBLES
- ELECTRIC



FULL TRASH
PUMPS



SUBMERSIBLES
- PETROL OR DIESEL

PARTS SERVICE:

We are proud of the back-up service we offer to customers. The importance of stocking genuine spare parts for all the equipment we supply is a high company priority.



SUBARU

Industrial Power Products

AUCKLAND HEAD OFFICE
6-10 Parkway Drive,
Mairangi Bay, Auckland
Phone: (+64) 09 443 2436
Fax: (+64) 09 443 2435
Email: sales@yrco.co.nz

SOUTH ISLAND OFFICE
20 Nga Mahi Road,
Sockburn, Christchurch
Phone: (+64) 03 341 6923
Fax: (+64) 03 341 6955
Email: saleschch@yrco.co.nz



PROUD TO BE 100%
NEW ZEALAND
OWNED & OPERATED

YR®
**YOUNG/MAN
RICHARDSON
& CO. LTD.**